

Colorado Bird Atlas Quarterly

News from the Colorado Breeding Bird Atlas II Project

Volume 4, Issue 4

Winter 2011–2012

San Juan Institute of Natural and Cultural Resources - Fort Lewis College - Durango CO 81301 - (970)-247-7245

INSIDE THIS ISSUE:

<i>Update from the Project Manager</i>	1
<i>2011 Volunteer of the Year</i>	4
<i>COBBAI Data Per Region</i>	5
<i>Top 25 Lists</i>	8
<i>Rare Species Update</i>	10
<i>Species Profile: Eared Grebe</i>	12
<i>COBBAI Species List, 2007–2011</i> ...	15



Virginia Rail fledglings (FL). Photo by Joey Kellner.

Update from the Project Manager

Happy holidays to all Colorado Breeding Bird Atlas II (COBBAI) volunteers and friends! I am amazed at how quickly 2011 has come to a close, as it feels like just yesterday we finished collecting breeding bird information. I realize how quickly the spring of 2012 will arrive, and I look forward to our last field season for the Second Colorado Breeding Bird Atlas (COBBAI). In 2011, volunteers and paid atlasers made tremendous progress towards the completion of the project. Comparing effort and results of the first (COBBAI) and second atlases after their 5th year, we have worked 57% more and completed 160% more priority blocks during COBBAI compared with COBBAI (Table 1, next page). The goal of COBBAI is to match or exceed the effort put forth during

COBBAI—that is, working at least 1,745 and completing at least 1,650 priority blocks (Kingery 1998). After Year 5, we have worked 1,529 blocks, completing 1,155 (Table 1, Fig. 1, next page); thus, we are on track to accomplish our goal in 2012. At this time, the Atlas database contains over 166,000 observations, with 291 species reported and 258 confirmed. Atlas effort has spread relatively evenly across the state, with the largest gaps in block assignments located in three distinct areas—1) the northwest (north of Grand Junction, Craig); 2) south-central Colorado (Walsenburg, Trinidad, eastern San Luis Valley); and 3) the southeast (Kiowa and Prowers counties). Perhaps even more encouraging, or less depending on how you look at it, there are still a small percentage of volunteers that

Update, cont.

Table 1. Comparison of COBBAI and COBBAII priority block effort per project year.

Atlas Year	Blocks Worked		Blocks Completed		Effort Hours	
	Atlas I	Atlas II ^a	Atlas I	Atlas II ^a	Atlas I	Atlas II
1	225	???	50	??	4,723	????
2	418	???	91	34	13,395	8,336
3	583	???	177	260	20,281	16,839
4	806	???	273	536	27,163	22,653
5	976	1,529	442	1,155	35,965	37,503
6	1,207		614		43,595	
7	1,427		927		55,246	
8	1,734		1,645		67,642	
9	1,745 ^b		1,650 ^b		68,057	

^a Priority and non-priority block statistics were lumped from 2007–2011; exact numbers unknown at this time.

^b Approximation; exact data will be calculated after all data cards are submitted.

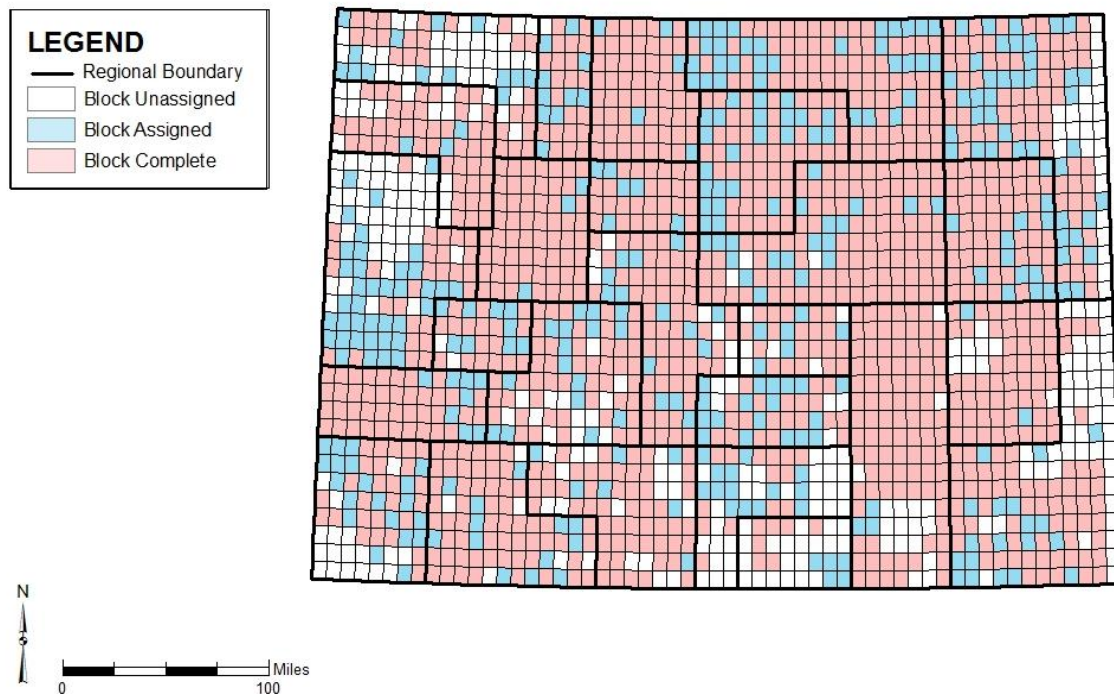


Figure 1. Map of COBBAII progress, 2007–2011.

Update, cont.

have yet to submit any data. Hopefully, this equates to even more blocks worked and completed than we have accounted for in the database. For those of you who have yet to submit data, the time has never been more critical. Your data are meaningless to the project unless they are submitted in the electronic database. As the last season of COBBAIL draws near, we must have an accurate representation of effort and block completeness across the state, so we may strategize for completing the project.

While many of you are preparing to complete your Atlas blocks in 2012, a good number of you have completed the blocks you signed up for during the early stages of COBBAIL. If you fall into the latter category, I urge you to help fill data gaps by volunteering for one more block during this final year of the project. While I recognize that most available blocks are located in remote, unpopulated parts in the state, atlasing these blocks may provide unique and rewarding birding experiences, sometimes in more pristine habitats than the average birding field trip. One may also consider atlasing a great way to combine county birding and atlasing; and pardon the pun, “killing two birds with one stone”.

As I sign off until spring, I’d like to thank each and every COBBAIL volunteer for your amazing contributions to this important bird conservation project for Colorado. Special thanks to Cristin Salaz for her continued assistance with production of this newsletter. I wish you all a healthy and happy start to the new year.

Good Birding!

Lynn Wickersham
COBBAIL Statewide Project Manager

Literature Cited

Kingery, H. E. (Ed.). 1998. Colorado Breeding Bird Atlas. Colorado Bird Atlas Partnership and Colorado Division of Wildlife.



Western Grebes building nest (NB).
Photo by Chuck Hundertmark.



Yellow-headed Blackbird.
Photo by Gregg Goodrich.

*2011 COBBAIL
Volunteer of the Year*

I extend a sincere thanks to all COBBAIL volunteers who submitted nominations for 2011's "Volunteer of the Year". This year, I received nominations for numerous worthy candidates, including several Regional Coordinators, experienced atlasers, and new comers to the project. Based on these glowing nominations, this decision was not an easy one. However, this year, I am happy to award the honor to not just one, but two atlasers, both co-nominated by their peers. I am pleased to announce that the recipients of COBBAIL's 2011 Volunteer of the Year Award are co-Regional Coordinators:

***Doug Kibbe and
Mackenzie "Kez" Goldthwait***

Doug is no stranger to Atlases, a co-editor of *The Atlas of Breeding Birds of Vermont*. A self-proclaimed Atlas fanatic, Doug's unwavering enthusiasm for atlasing has been a tremendous asset to COBBAIL. After his infectious love of atlasing spread to Kez, together they adopted the role as Atlas Region 15 Co-Coordinator. After the project's 5th season, Region 15 is at the top of the list for block assignments (100%), with completions just under 70%. Region 15 ranks second for the highest number of species reported (205). Their contributions would be admirable if their efforts were confined only to Region 15; however, Doug and Kez have adopted 119 priority blocks within 14 regions, spreading their skills and efforts across the eastern half of the state. Collectively, they have logged just shy of 1,900 hours, driven over 33,000 miles, and submitted over 6,300 observations.

A heartfelt thank you to Doug and Kez for your tireless dedication to the Atlas!



Adult Great Horned Owl. Photo by Dennis Garrison.

	Blocks Assigned	Blocks Completed	Effort Hours	Species Reported
Doug	89	73	1,325	224
Kez	30	23	568	222
Total	119	96	1,893	235



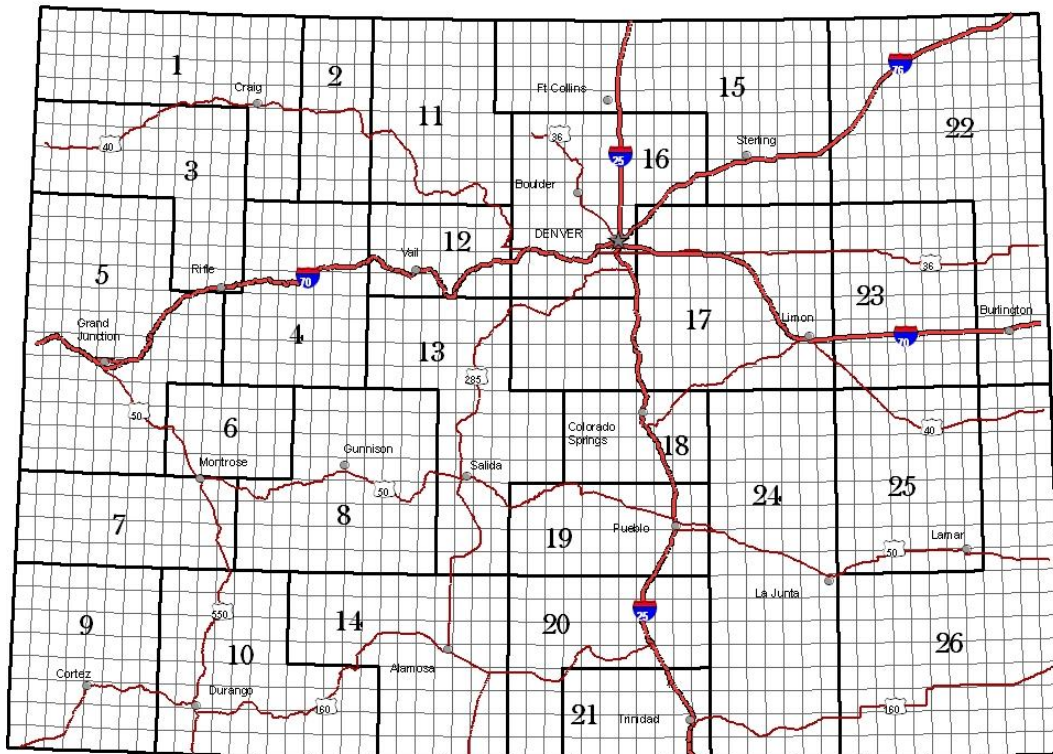
American Avocet fledgling (FL).
Photo by Lee Farrell.

Summary of COBBA II Data per Region

Block assignments have reached 75% or more in 21 of the 26 regions, with seven regions 100% assigned (Table 1, page 6). Block completions have reached 75% or more in nine regions; two regions, 4 and 11, report over 90% completion. Although several regions lag behind in block assignments/completions, supplemental/incidental data has boosted the percentage of blocks with data to over 50% in all but one region; 13 regions report data in over 90% of their blocks (Fig. 1, page 7). Region 16 (Denver/Boulder) continues to lead with the highest number of species recorded and confirmed, at 216 and 178, respectively, while Region 12 (Vail) leads with the highest percentage of species confirmed (84%).



Merriam's Wild Turkeys.
Photo by Gregg Goodrich.



Colorado Breeding Bird Atlas II Regional Map.

Summary of COBBAII Data Per Region, cont.

Table 1. Summary of COBBAII data per region. Species totals include only those recorded as “Possible”, “Probable”, or “Confirmed” breeders in each region.

Region	Priority Blocks	Blocks Assigned	Blocks Completed	Species Recorded	Species Confirmed	% Species Confirmed
1	72	38	24	175	131	75%
2	32	31	21	173	128	74%
3	64	48	45	172	140	81%
4	60	60	57	168	134	80%
5	108	67	28	188	149	79%
6	28	26	17	180	117	65%
7	48	48	40	180	136	76%
8	76	62	47	161	121	75%
9	64	46	26	177	131	74%
10	76	71	57	176	142	81%
11	60	60	55	177	144	81%
12	32	32	26	133	112	84%
13	76	69	55	185	143	77%
14	76	59	52	181	135	75%
15	104	104	72	205	151	74%
16	72	72	48	216	178	82%
17	116	113	94	199	163	82%
18	32	26	20	187	142	76%
19	44	37	20	196	149	76%
20	56	28	14	190	124	65%
21	32	12	7	151	76	50%
22	112	103	63	148	87	59%
23	64	64	50	93	59	63%
24	112	95	92	182	109	60%
25	64	55	53	141	79	56%
26	112	82	65	156	93	60%
All Regions	1,792	1,508	1,148	291	258	88%

100% blocks assigned
≥90% blocks assigned/completed
≥75% blocks assigned/completed
Highest no. of species reported
Highest % of species confirmed

Summary of COBBAII Data Per Region, cont.

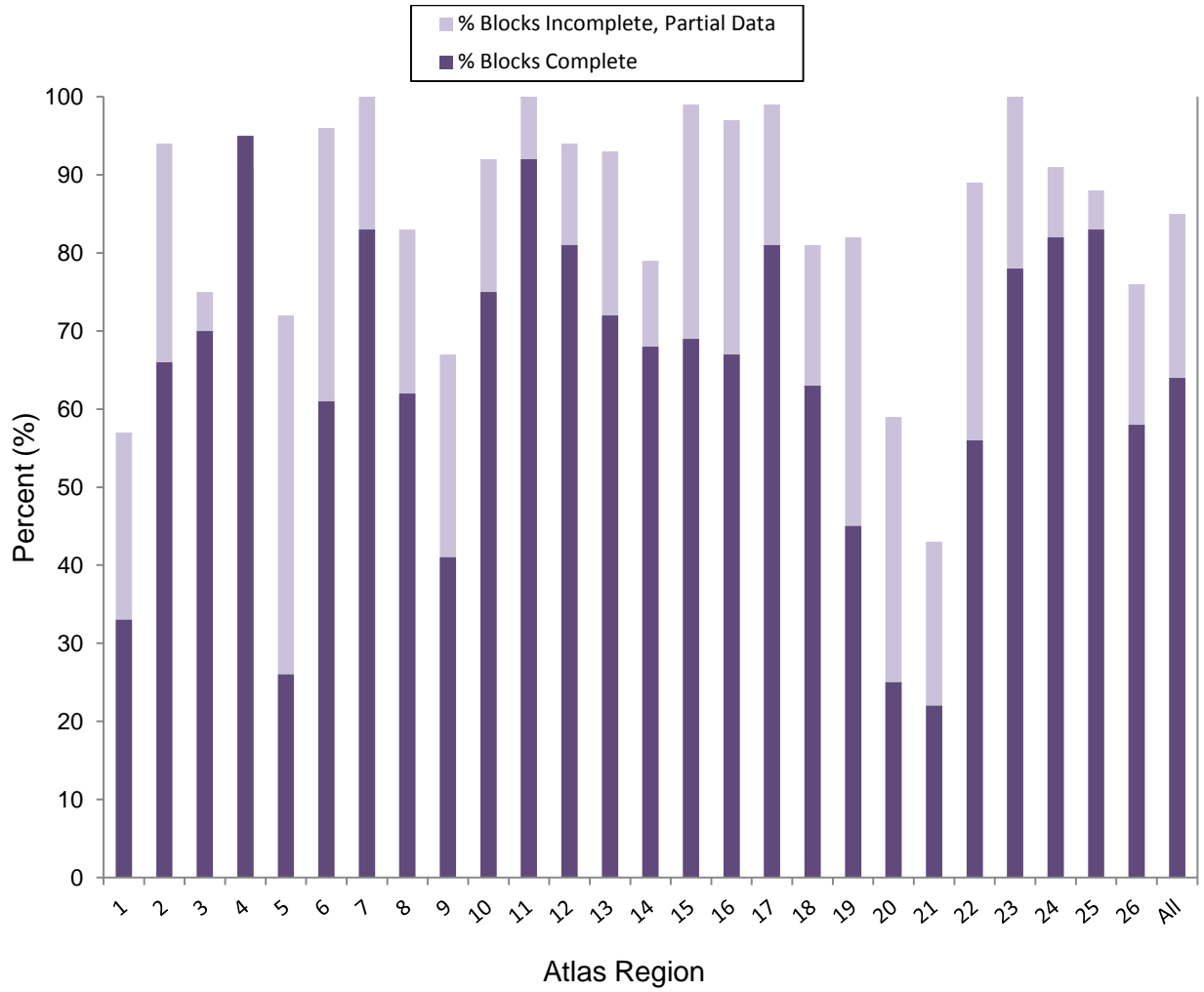


Figure 1. Percentage of COBBAII completed blocks and blocks with partial data, 2007–2011.

Top 25 Lists

Top 25 Reported Species:

Species	Total Blocks*
American Robin	1,463
Mourning Dove	1,381
Red-tailed Hawk	1,241
Northern Flicker	1,128
Western Meadowlark	1,124
Brown-headed Cowbird	1,086
Red-winged Blackbird	997
Western Kingbird	978
Barn Swallow	959
Western Wood-Pewee	944
Common Raven	941
House Wren	897
Horned Lark	889
American Kestrel	865
Chipping Sparrow	856
Lark Sparrow	849
Violet-green Swallow	838
Cliff Swallow	833
European Starling	830
Broad-tailed Hummingbird	829
Yellow Warbler	820
Killdeer	819
Mallard	815
Bullock's Oriole	794
Say's Phoebe	792

* Includes non-priority blocks.



Leucistic American Robin.
Photo by Linda Andes-Georges.



Northern Flicker nest with young (NY).
Photo by Brenda Wright.



Say's Phoebe nest with young (NY).
Photo by Mac Burnett.

Top 25 Lists

Top 25 Confirmed Species:

Species	Confirmed Blocks*
American Robin	1,108
Western Kingbird	657
Barn Swallow	642
European Starling	628
Western Meadowlark	623
Mourning Dove	622
Cliff Swallow	602
House Wren	586
Horned Lark	555
Northern Flicker	540
Mountain Bluebird	524
House Sparrow	509
Bullock's Oriole	503
Red-winged Blackbird	498
Red-tailed Hawk	457
Black-billed Magpie	450
Lark Sparrow	440
Killdeer	434
Dark-eyed Junco	420
Violet-green Swallow	415
Common Grackle	408
Mountain Chickadee	405
Say's Phoebe	404
Swainson's Hawk	400
Chipping Sparrow	397

* Includes non-priority blocks.



Western Kingbird nest.
Photo by Brenda Wright.



Mountain Bluebird at nest cavity (ON).
Photo by Dennis Garrison.



Lark Sparrow nest with eggs (NE).
Photo by Ron Lambeth.


Rare Species Update

Species Reported in ≤ 5 Blocks ^a

Species	Total Blocks ^a	Highest Breeding Evidence
Common Goldeneye	1	Probable (P)
Lesser Prairie-Chicken	1	Probable (C)
Yellow-crowned Night-Heron ^b	1	Confirmed (NY)
Merlin	1	Possible (#)
Ring-billed Gull	1	Possible (#)
Mexican Spotted Owl	1	Probable (P)
Lesser Nighthawk ^b	1	Probable (P)
Acorn Woodpecker	1	Probable (P)
White-eyed Vireo	1	Possible (X)
Yellow-throated Vireo	1	Probable (T)
Carolina Wren	1	Probable (T)
Northern Waterthrush	1	Possible (#)
Black-and-white Warbler ^b	1	Possible (X)
Kentucky Warbler	1	Probable (T)
Chestnut-sided Warbler	1	Possible (X)
Eastern Towhee ^b	1	Probable (T)
Scarlet Tanager	1	Probable (T)
Piping Plover	2	Confirmed (NE)
Least Tern	2	Confirmed (NE)
Black-billed Cuckoo	2	Probable (T)
Vermilion Flycatcher	2	Possible (#)
Lucy's Warbler	2	Probable (P)
Hooded Warbler	2	Probable (T)
Black-chinned Sparrow	2	Confirmed (NB)
Painted Bunting	2	Probable (C)
Barrow's Goldeneye	3	Probable (P)
Least Bittern	3	Confirmed (FL)
Scissor-tailed Flycatcher	3	Confirmed (FL)
Red-eyed Vireo	3	Probable (T)
Northern Parula	3	Possible (X)
Broad-winged Hawk	4	Confirmed (FL)
Eastern Meadowlark	4	Probable (T)
Field Sparrow	5	Confirmed (CF)

^a Includes non-priority blocks.

^b New species reported in 2011



Least Tern. Photo by Dona Hilkey.



Black-chinned Sparrow.
Photo by Jim Beatty.



Barrow's Goldeneye.
Photo by Gregg Goodrich.

Rare Species Update

Species Reported in 6–15 Blocks ^a

Species	Total Blocks ^a	Highest Breeding Evidence
Northern Cardinal	6	Probable (T)
Short-eared Owl	7	Probable (T)
Chestnut-collared Longspur	7	Probable (T)
Cattle Egret	8	Confirmed (ON)
Franklin's Gull	8	Confirmed (NY)
Bell's Vireo	8	Confirmed (FL)
American Redstart	8	Confirmed (CF)
Scott's Oriole	8	Confirmed (CF)
Bufflehead	9	Confirmed (FL)
Hooded Merganser	9	Confirmed (NY)
Sharp-tailed Grouse	9	Confirmed (ON)
Black Rail	9	Probable (T)
Red-bellied Woodpecker	9	Confirmed (FL)
Gunnison Sage-Grouse	10	Confirmed (NY)
Great Crested Flycatcher	10	Confirmed (CF)
Hepatic Tanager	11	Confirmed (CF)
White-winged Crossbill	11	Confirmed (NY)
Black Tern	12	Confirmed (ON)
Rufous-crowned Sparrow	12	Confirmed (CF)
Canvasback	13	Confirmed (FL)
Rose-breasted Grosbeak	13	Confirmed (FF)
Chukar	15	Confirmed (CF)
American Bittern	15	Probable (C)
Great Egret	15	Confirmed (ON)
Least Flycatcher	15	Confirmed (NY)
Summer Tanager	15	Confirmed (NB)

^a Includes non-priority blocks.



Hooded Merganser pair (P).
Photo by Nancy Stocker.



Summer Tanager.
Photo by Linda Andes-Georges.



Rufous-crowned Sparrow.
Photo by Lynn Wickersham.

Species Profile: Eared Grebe

by Lynn Wickersham

The Eared Grebe (*Podiceps nigricollis*) is arguably the most regal of the grebe species breeding in Colorado. Its alternate plumage is striking, with bright red eyes and golden ear tufts contrasting against a sleek black head and neck. Its beauty is unique and rarely matched. In North America, the primary breeding range for Eared Grebe extends from sw. Canada south through the Rocky Mountain Region to northern New Mexico and Arizona, west to Oregon and eastern California, and east to the northern Plains states of Nebraska, Minnesota, and Iowa (Fig. 1). Scattered year-round populations also occur across its range, depending on water availability. Primary wintering grounds for Eared Grebe occur on the west coast, from British Columbia south to Baja California Sur, although suitable inland habitats may also be occupied from the sw. U.S. south to Mexico and northern Central America (Fig. 1).



Figure 1. Distribution of Eared Grebe in North America. From Cullen et al. 1999.



Adult Eared Grebe carrying young (FL).
Photo by Lee Farrell.

Eared Grebes nest colonially. Preferred breeding habitat consists of shallow bodies of water with emergent vegetation and healthy macroinvertebrate populations, the species' primary food source (Cullen et al. 1999). Grebes arrive on their breeding grounds between late April and May, and form breeding pairs within a few weeks after arrival (Cullen et al. 1999). Nest building may be initiated from late May into early July. Nests are constructed out of submerged plant matter anchored to emergent vegetation or floating mats (Palmer 1962, Boe 1993). Clutch size may range from 1–8 eggs, averaging about 3 eggs per clutch (Cullen et al. 1999). Both the male and female incubate the clutch, with the male performing longer bouts of sitting than the female (Brua 1996). Young Eared Grebes are precocial and are able to swim within 1 hour of hatching (Cullen et al. 1999). Once hatched, the young spend much of their time on their parent's backs. Young reach independence around 20 days after hatching (Cullen et al. 1999).

Species Profile, cont.

Based on the data collected so far in COBBAII (2007–2011), distribution of Eared Grebes is scattered in Colorado, but shows a similar pattern to that of the first Atlas (Fig. 2). However, after 5 years of data collection, the number of blocks reporting Eared Grebe has surpassed the number reported during the first Atlas by 11 blocks (33%; Table 1). These results should be viewed with caution for several reasons. First, the Atlas database includes observations and breeding reports from Rocky Mountain Bird Observatory’s ColonyWatch Program, which enlists volunteers across the state to search for and monitor colonial species, including Eared Grebe. Second, most of the blocks for which Eared Grebes appear to have been lost between atlases are scattered and occur near other blocks that appear to have gained the species during the second Atlas (Fig. 3). The only clumped area of apparent Eared Grebe loss is in the north-central San Luis Valley, for which a number of blocks have not been surveyed yet during the second Atlas. Finally, the only other source of large-scale, long-term monitoring for Eared Grebe, the Breeding Bird Survey, has reported no significant change for this species in Colorado, regionally, or across its range (Sauer et al. 2011).

Table 1. Number of blocks reporting Eared Grebe during COBBAI (1987–1995) and COBBAII (2007–2011).

Breeding Status	COBBAI	COBBAII
Possible	8	17
Probable	4	10
Confirmed	21	17
Total	33	44

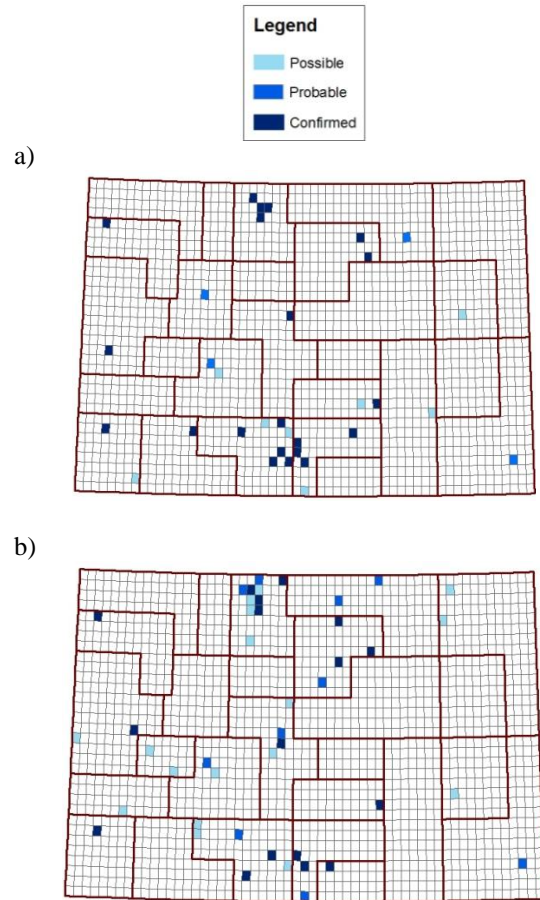


Figure 2. Breeding evidence for Eared Grebe during a) COBBAI (1987–1995) and b) COBBAII (2007–2011).

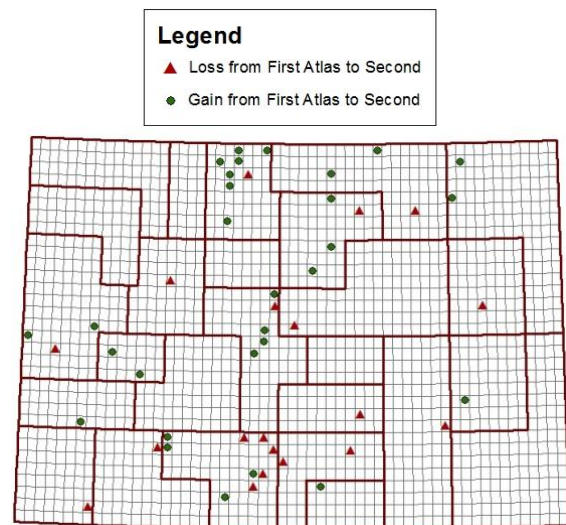


Figure 3. Change in Atlas Distribution for Eared Grebe, 1987–1995 to 2007–2011.

Species Profile, cont.

With one more season to collect Atlas data, we will continue to monitor Eared Grebe, like all other species, in hopes of identifying additional breeding colonies and collecting valuable information on breeding phenology and distribution.



Eared Grebe feeding young (FF).
Photo by Lee Farrell.



Eared Grebe with young in tow.
Photo by Lee Farrell.

Literature Cited

Boe, J. S. 1993. Colony site selection by Eared Grebes in Minnesota. *Colon. Waterbirds* 16:28-38.

Brua, R. B. 1996. Impact of embryonic vocalizations on the incubation behavior of Eared Grebes. *Behavior* 133:145-146.

Cullen, S. A., J. R. Jehl Jr. and G. L. Nuechterlein. 1999. Eared Grebe (*Podiceps nigricollis*), *The Birds of North America Online* (A. Poole, Ed.). Ithaca: Cornell Lab of Ornithology; Retrieved from the Birds of North America Online: <http://bna.birds.cornell.edu/bna/species/433doi:10.2173/bna.433>.

Palmer, R. S. 1962. *Handbook of North American Birds, Vol. 1: Loons through Flamingos*. Yale Univ. Press, New Haven.

Sauer, J. R., J. E. Hines, J. E. Fallon, K. L. Pardieck, D. J. Ziolkowski, Jr., and W. A. Link. 2011. *The North American Breeding Bird Survey, Results and Analysis 1966-2009. Version 3.23.2011* [USGS Patuxent Wildlife Research Center, Laurel, MD](http://www.fws.gov/pnw/patuxent/).

COBBAIL Breeding Species List (2007–2011)

Species	Highest Breeding Status	Possible	No. Blocks Reporting ^a		Total
			Probable	Confirmed	
Canada Goose	Confirmed	68	64	254	386
Wood Duck	Confirmed	16	26	36	78
Gadwall	Confirmed	41	116	49	206
American Wigeon	Confirmed	21	43	25	89
Mallard	Confirmed	179	275	361	815
Blue-winged Teal	Confirmed	41	92	33	166
Cinnamon Teal	Confirmed	48	82	37	167
Northern Shoveler	Confirmed	29	67	6	102
Northern Pintail	Confirmed	20	29	7	56
Green-winged Teal	Confirmed	71	64	29	164
Canvasback	Confirmed	2	3	8	13
Redhead	Confirmed	11	33	11	55
Ring-necked Duck	Confirmed	21	48	14	83
Lesser Scaup	Confirmed	12	38	8	58
Bufflehead	Confirmed	3	3	3	9
Common Goldeneye	Probable	0	1	0	1
Barrow's Goldeneye	Probable	0	3	0	3
Hooded Merganser	Confirmed	4	0	5	9
Common Merganser	Confirmed	66	41	41	148
Ruddy Duck	Confirmed	24	28	18	70
Scaled Quail	Confirmed	30	37	31	98
Gambel's Quail	Confirmed	17	5	4	26
Northern Bobwhite	Confirmed	27	10	3	40
Chukar	Confirmed	7	4	4	15
Ring-necked Pheasant	Confirmed	136	68	62	266
Greater Sage-Grouse	Confirmed	12	12	12	36
Gunnison Sage-Grouse	Confirmed	3	2	5	10
White-tailed Ptarmigan	Confirmed	26	9	20	55
Dusky Grouse	Confirmed	104	29	99	232
Sharp-tailed Grouse	Confirmed	2	4	3	9
Greater Prairie-Chicken	Confirmed	5	4	7	16
Lesser Prairie-Chicken	Probable	0	1	0	1
Wild Turkey	Confirmed	121	43	80	244
Pied-billed Grebe	Confirmed	42	9	63	114
Eared Grebe	Confirmed	24	11	24	59
Western Grebe	Confirmed	43	18	27	88
Clark's Grebe	Confirmed	14	9	2	25
Double-crested Cormorant	Confirmed	57	10	19	86
American White Pelican	Confirmed	12	2	7	21
American Bittern	Probable	10	5	0	15
Least Bittern	Confirmed	2	0	1	3
Great Blue Heron	Confirmed	155	21	143	319
Great Egret	Confirmed	11	2	2	15
Snowy Egret	Confirmed	24	8	8	40
Cattle Egret	Confirmed	5	1	2	8
Green Heron	Confirmed	13	0	8	21

Species	Highest Breeding Status	Possible	No. Blocks Reporting ^a		Total
			Probable	Confirmed	
Black-crowned Night-Heron	Confirmed	40	3	19	62
Yellow-crowned Night-Heron	Confirmed	0	0	1	1
White-faced Ibis	Confirmed	42	3	3	48
Turkey Vulture	Confirmed	568	26	13	607
Osprey	Confirmed	28	4	42	74
Mississippi Kite	Confirmed	12	8	6	26
Bald Eagle	Confirmed	42	8	40	90
Northern Harrier	Confirmed	184	39	14	237
Sharp-shinned Hawk	Confirmed	148	9	18	175
Cooper's Hawk	Confirmed	199	47	84	330
Northern Goshawk	Confirmed	62	18	27	107
Broad-winged Hawk	Confirmed	3	0	1	4
Swainson's Hawk	Confirmed	294	87	400	781
Red-tailed Hawk	Confirmed	601	183	457	1241
Ferruginous Hawk	Confirmed	105	15	61	181
Golden Eagle	Confirmed	187	35	88	310
American Kestrel	Confirmed	386	189	290	865
Merlin	Possible	1	0	0	1
Peregrine Falcon	Confirmed	48	8	23	79
Prairie Falcon	Confirmed	83	16	33	132
Black Rail	Probable	0	9	0	9
Virginia Rail	Confirmed	34	51	12	97
Sora	Confirmed	80	46	15	141
American Coot	Confirmed	74	19	95	188
Sandhill Crane	Confirmed	11	19	24	54
Snowy Plover	Confirmed	11	19	24	54
Piping Plover	Confirmed	0	0	2	2
Killdeer	Confirmed	223	162	434	819
Mountain Plover	Confirmed	30	10	26	66
Black-necked Stilt	Confirmed	8	9	4	21
American Avocet	Confirmed	34	40	43	117
Spotted Sandpiper	Confirmed	219	93	122	434
Willet	Confirmed	7	5	5	17
Upland Sandpiper	Confirmed	11	11	4	26
Long-billed Curlew	Confirmed	21	19	10	50
Wilson's Snipe	Confirmed	87	150	27	264
Wilson's Phalarope	Confirmed	49	32	11	92
Franklin's Gull	Confirmed	5	0	3	8
Ring-billed Gull	Possible	1	0	0	1
California Gull	Confirmed	11	2	6	19
Least Tern	Confirmed	0	0	2	2
Black Tern	Confirmed	8	2	2	12
Forster's Tern	Confirmed	9	2	5	16
Rock Pigeon	Confirmed	204	71	160	435
Band-tailed Pigeon	Confirmed	57	13	8	78
Eurasian Collared-Dove	Confirmed	199	132	207	538
White-winged Dove	Confirmed	10	6	3	19
Mourning Dove	Confirmed	390	369	622	1381

Species	Highest Breeding Status	Possible	No. Blocks Reporting ^a		Total
			Probable	Confirmed	
Yellow-billed Cuckoo	Confirmed	23	14	5	42
Black-billed Cuckoo	Probable	1	1	0	2
Greater Roadrunner	Confirmed	19	4	3	26
Barn Owl	Confirmed	73	18	52	143
Flammulated Owl	Confirmed	42	38	11	91
Western Screech-Owl	Confirmed	9	4	9	22
Eastern Screech-Owl	Confirmed	5	29	3	37
Great Horned Owl	Confirmed	267	74	285	626
Northern Pygmy-Owl	Confirmed	45	15	3	63
Burrowing Owl	Confirmed	76	78	222	376
Spotted Owl	Probable	0	1	0	1
Long-eared Owl	Confirmed	25	15	44	84
Short-eared Owl	Probable	6	1	0	7
Boreal Owl	Confirmed	19	7	3	29
Northern Saw-whet Owl	Confirmed	60	61	16	137
Lesser Nighthawk	Probable	0	1	0	1
Common Nighthawk	Confirmed	379	271	61	711
Common Poorwill	Confirmed	109	22	4	135
Black Swift	Confirmed	8	2	7	17
Chimney Swift	Confirmed	30	15	2	47
White-throated Swift	Confirmed	153	60	32	245
Black-chinned Hummingbird	Confirmed	179	61	50	290
Broad-tailed Hummingbird	Confirmed	394	260	175	829
Belted Kingfisher	Confirmed	133	34	49	216
Lewis's Woodpecker	Confirmed	39	15	48	102
Red-headed Woodpecker	Confirmed	63	25	48	136
Acorn Woodpecker	Probable	0	1	0	1
Red-bellied Woodpecker	Confirmed	5	3	1	9
Williamson's Sapsucker	Confirmed	82	27	138	247
Red-naped Sapsucker	Confirmed	108	44	314	466
Ladder-backed Woodpecker	Confirmed	22	9	4	35
Downy Woodpecker	Confirmed	227	71	193	491
Hairy Woodpecker	Confirmed	235	67	242	544
American Three-toed Woodpecker	Confirmed	80	35	89	204
Northern Flicker	Confirmed	425	163	540	1128
Olive-sided Flycatcher	Confirmed	187	73	52	312
Western Wood-Pewee	Confirmed	446	228	270	944
Willow Flycatcher	Confirmed	62	27	19	108
Least Flycatcher	Confirmed	8	6	1	15
Hammond's Flycatcher	Confirmed	131	48	52	231
Gray Flycatcher	Confirmed	90	36	52	178
Dusky Flycatcher	Confirmed	215	86	175	476
Cordilleran Flycatcher	Confirmed	219	93	195	507
Black Phoebe	Confirmed	10	5	21	36
Eastern Phoebe	Confirmed	15	15	21	51
Say's Phoebe	Confirmed	296	92	404	792
Vermilion Flycatcher	Possible	2	0	0	2
Ash-throated Flycatcher	Confirmed	155	78	106	339

Species	Highest Breeding Status	Possible	No. Blocks Reporting ^a		Total
			Probable	Confirmed	
Great Crested Flycatcher	Confirmed	6	3	1	10
Cassin's Kingbird	Confirmed	45	73	74	192
Western Kingbird	Confirmed	183	138	657	978
Eastern Kingbird	Confirmed	150	90	124	364
Scissor-tailed Flycatcher	Confirmed	2	0	1	3
Loggerhead Shrike	Confirmed	176	59	205	440
White-eyed Vireo	Possible	1	0	0	1
Bell's Vireo	Confirmed	4	3	1	8
Gray Vireo	Confirmed	33	22	18	73
Yellow-throated Vireo	Probable	0	1	0	1
Plumbeous Vireo	Confirmed	180	89	94	363
Warbling Vireo	Confirmed	211	220	314	745
Red-eyed Vireo	Probable	2	1	0	3
Gray Jay	Confirmed	73	42	94	209
Pinyon Jay	Confirmed	136	26	35	197
Steller's Jay	Confirmed	345	66	118	529
Blue Jay	Confirmed	77	23	61	161
Western Scrub-Jay	Confirmed	178	39	98	315
Black-billed Magpie	Confirmed	216	46	450	712
Clark's Nutcracker	Confirmed	295	35	98	428
American Crow	Confirmed	311	53	157	521
Chihuahuan Raven	Confirmed	59	13	57	129
Common Raven	Confirmed	556	152	233	941
Horned Lark	Confirmed	160	174	555	889
Northern Rough-winged Swallow	Confirmed	184	61	136	381
Purple Martin	Confirmed	10	13	39	62
Tree Swallow	Confirmed	231	46	321	598
Violet-green Swallow	Confirmed	334	89	415	838
Bank Swallow	Confirmed	39	14	40	93
Barn Swallow	Confirmed	261	56	642	959
Cliff Swallow	Confirmed	190	41	602	833
Black-capped Chickadee	Confirmed	217	50	175	442
Mountain Chickadee	Confirmed	229	82	405	716
Juniper Titmouse	Confirmed	81	34	84	199
Bushtit	Confirmed	88	14	73	175
Red-breasted Nuthatch	Confirmed	229	57	109	395
White-breasted Nuthatch	Confirmed	299	67	176	542
Pygmy Nuthatch	Confirmed	71	23	118	212
Brown Creeper	Confirmed	153	15	66	234
Rock Wren	Confirmed	204	126	171	501
Canyon Wren	Confirmed	87	27	26	140
Carolina Wren	Probable	0	1	0	1
Bewick's Wren	Confirmed	98	69	48	215
House Wren	Confirmed	179	132	586	897
Marsh Wren	Confirmed	16	8	9	33
Blue-gray Gnatcatcher	Confirmed	143	114	162	419
American Dipper	Confirmed	45	19	128	192
Golden-crowned Kinglet	Confirmed	88	29	37	154

Species	Highest Breeding Status	Possible	No. Blocks Reporting ^a		Total
			Probable	Confirmed	
Ruby-crowned Kinglet	Confirmed	161	193	202	556
Eastern Bluebird	Confirmed	12	9	11	32
Western Bluebird	Confirmed	40	42	182	264
Mountain Bluebird	Confirmed	152	112	524	788
Townsend's Solitaire	Confirmed	270	79	134	483
Veery	Confirmed	7	6	4	17
Swainson's Thrush	Confirmed	86	35	30	151
Hermit Thrush	Confirmed	209	175	148	532
American Robin	Confirmed	226	129	1108	1463
Gray Catbird	Confirmed	87	37	64	188
Northern Mockingbird	Confirmed	215	173	254	642
Sage Thrasher	Confirmed	59	35	68	162
Brown Thrasher	Confirmed	112	56	66	234
Curve-billed Thrasher	Confirmed	13	5	21	39
European Starling	Confirmed	167	35	628	830
American Pipit	Confirmed	26	17	54	97
Cedar Waxwing	Confirmed	89	34	64	187
Chestnut-collared Longspur	Probable	1	6	0	7
McCown's Longspur	Confirmed	12	12	17	41
Ovenbird	Probable	5	11	0	16
Northern Waterthrush	Possible	1	0	0	1
Black-and-white Warbler	Not reported	1	0	0	1
Orange-crowned Warbler	Confirmed	142	74	50	266
Lucy's Warbler	Probable	1	1	0	2
Virginia's Warbler	Confirmed	128	93	77	298
MacGillivray's Warbler	Confirmed	137	101	107	345
Kentucky Warbler	Probable	0	1	0	1
Common Yellowthroat	Confirmed	110	70	30	210
Hooded Warbler	Probable	0	2	0	2
American Redstart	Confirmed	6	1	1	8
Northern Parula	Possible	3	0	0	3
Yellow Warbler	Confirmed	284	280	256	820
Chestnut-sided Warbler	Possible	1	0	0	1
Yellow-rumped Warbler	Confirmed	199	124	349	672
Prairie Warbler	Confirmed	0	0	1	1
Grace's Warbler	Confirmed	21	8	14	43
Black-throated Gray Warbler	Confirmed	64	64	52	180
Wilson's Warbler	Confirmed	94	72	123	289
Yellow-breasted Chat	Confirmed	79	67	22	168
Green-tailed Towhee	Confirmed	181	147	278	606
Spotted Towhee	Confirmed	156	151	183	490
Eastern Towhee	Probable	0	1	0	1
Rufous-crowned Sparrow	Confirmed	5	6	1	12
Canyon Towhee	Confirmed	25	13	18	56
Cassin's Sparrow	Confirmed	100	211	95	406
Chipping Sparrow	Confirmed	307	152	397	856
Brewer's Sparrow	Confirmed	180	11	137	328
Field Sparrow	Confirmed	1	2	2	5

Species	Highest Breeding Status	Possible	No. Blocks Reporting ^a		Total
			Probable	Confirmed	
Black-chinned Sparrow	Confirmed	0	1	1	1
Vesper Sparrow	Confirmed	210	141	250	601
Lark Sparrow	Confirmed	243	166	440	849
Black-throated Sparrow	Confirmed	21	6	23	50
Sage Sparrow	Confirmed	25	19	22	66
Lark Bunting	Confirmed	89	197	238	524
Savannah Sparrow	Confirmed	97	57	53	207
Grasshopper Sparrow	Confirmed	87	153	118	358
Fox Sparrow	Confirmed	76	41	19	136
Song Sparrow	Confirmed	251	160	180	591
Lincoln's Sparrow	Confirmed	104	96	252	452
White-crowned Sparrow	Confirmed	98	75	199	372
Dark-eyed Junco	Confirmed	125	94	420	639
Hepatic Tanager	Confirmed	3	5	3	11
Summer Tanager	Confirmed	12	2	1	15
Scarlet Tanager	Probable	0	1	0	1
Western Tanager	Confirmed	228	159	252	639
Northern Cardinal	Probable	5	1	0	6
Rose-breasted Grosbeak	Confirmed	8	3	2	13
Black-headed Grosbeak	Confirmed	271	145	174	590
Blue Grosbeak	Confirmed	193	127	79	399
Lazuli Bunting	Confirmed	153	81	55	289
Lazuli/Indigo Bunting (hybrid)	Confirmed	10	10	1	21
Indigo Bunting	Confirmed	31	12	3	46
Painted Bunting	Probable	1	1	0	2
Dickcissel	Confirmed	65	86	21	172
Bobolink	Confirmed	7	7	4	18
Red-winged Blackbird	Confirmed	231	268	498	997
Eastern Meadowlark	Probable	2	2	0	4
Western Meadowlark	Confirmed	226	275	623	1124
Yellow-headed Blackbird	Confirmed	63	50	63	176
Brewer's Blackbird	Confirmed	140	92	333	565
Common Grackle	Confirmed	190	81	408	679
Great-tailed Grackle	Confirmed	47	29	56	132
Brown-headed Cowbird	Confirmed	459	395	232	1086
Orchard Oriole	Confirmed	87	69	80	236
Bullock's Oriole	Confirmed	180	111	503	794
Baltimore Oriole	Confirmed	8	2	9	19
Scott's Oriole	Confirmed	6	1	1	8
Brown-capped Rosy-Finch	Confirmed	28	6	24	58
Pine Grosbeak	Confirmed	102	54	56	212
Cassin's Finch	Confirmed	206	90	112	408
House Finch	Confirmed	213	168	251	632
Red Crossbill	Confirmed	221	54	63	338
White-winged Crossbill	Confirmed	7	0	4	11
Pine Siskin	Confirmed	327	138	214	679
Lesser Goldfinch	Confirmed	165	105	75	345
American Goldfinch	Confirmed	204	118	64	386

Species	Highest Breeding Status	Possible	No. Blocks Reporting ^a		Total
			Probable	Confirmed	
Evening Grosbeak	Confirmed	102	29	38	169
House Sparrow	Confirmed	135	40	509	684

^a Includes non-priority blocks.